



TULSA'S  FUTURE
REGIONAL ECONOMIC DEVELOPMENT
REGION OVERVIEW

YOUR PARTNER IN PROSPERITY



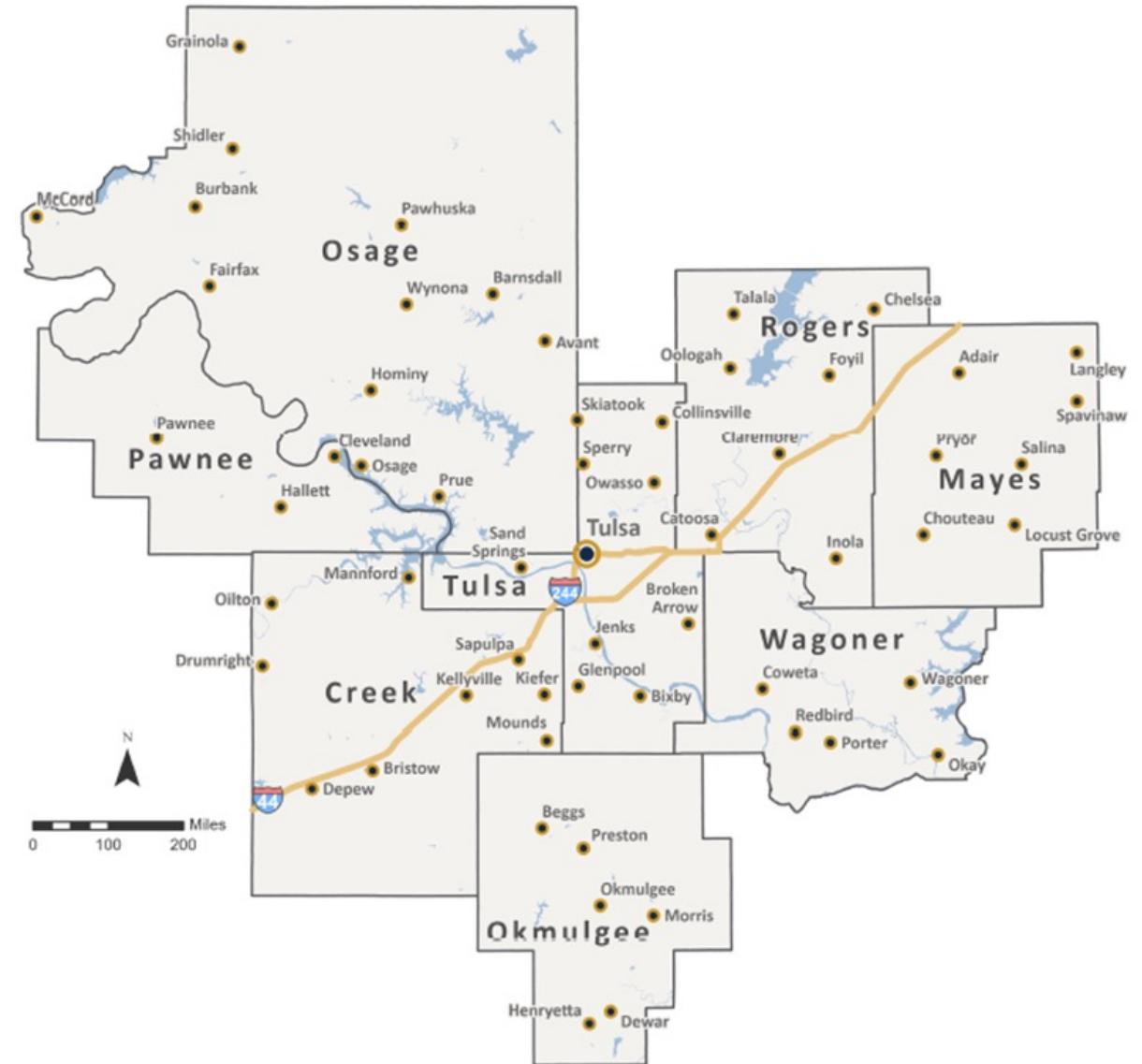
**STRATEGICALLY
POSITIONED**

TULSA'S FUTURE

Regional economic development partnership

Target industries:

- Corporate HQs & Regional Offices
- Financial Services
- Distribution/Logistics
- Advanced & General Manufacturing
- Aerospace & Advanced Aerial Mobility
- Automotive Technology
- Data Security
- Data Centers
- Life Sciences & HealthTech
- Defense/AI/VI





CENTRAL TIME ZONE

Geographically, the Tulsa MSA sits at the crossroads of America.

The Tulsa region is unique in that it offers an enviable low cost of living combined with big city attractions and amenities. From world-class parks, museums, and legendary music venues to notable restaurants. Our region offers an unexpected, dynamic quality of life without the sticker shock of other cities.

Tulsa region is a wonderfully uncomplicated region that caters to you and what you want out of life.





NONSTOP DESTINATIONS

Tulsa (TUL) Nonstop Service Currently Serving 24 Airports



Atlanta (ATL)
Delta

Austin (AUS)
American, Southwest

Charlotte (CLT)
United

Chicago-Midway (MDW)
Southwest

Chicago O'Hare (ORD)
American, United

Dallas-Fort Worth (DFW)
American

Dallas Love Field (DAL)
Southwest

Denver (DEN)
Southwest, United

Destin-Fort Walton Beach (VPS)
Allegiant

Houston Hobby (HOU)
Southwest

Houston Intercontinental (IAH)
United

Las Vegas (LAS)
Allegiant, Southwest

Los Angeles (LAX)
Allegiant, American

Miami (MIA)
American

New York City (LGA)
American

Orlando International (MCO)
Breeze

Orlando-Sanford (SFB)
Allegiant

Phoenix (PHX)
American, Southwest

Phoenix-Mesa (AZA)
Allegiant

Salt Lake City (SLC)
Delta

Sarasota-Bradenton (SRQ)
Allegiant

St. Louis (STL)
Southwest

Tampa/St. Petersburg (PIE)
Allegiant

Washington, D.C. (DCA)
American



HOME TO THREE INLAND PORTS

Tulsa Port of Catoosa

- Located at the head of navigation for the McClellan-Kerr Arkansas River Navigation System in Northeast Oklahoma, it is one of the largest, most inland river-ports in the United States

Tulsa Port of Inola

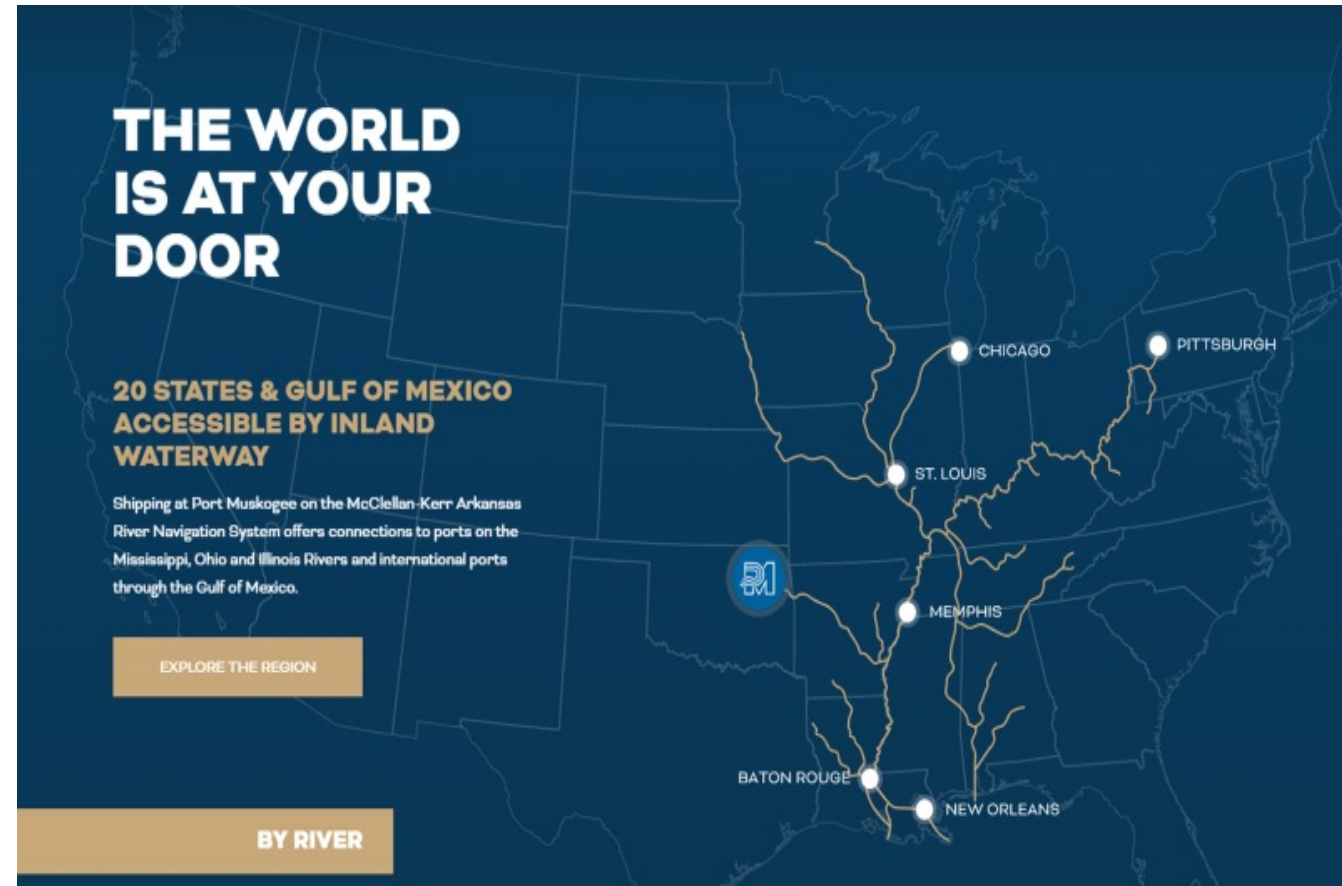
- **2,500-acre** industrial park with access to rail and barge transportation
- Sites from 40 acres to 1,500 acres available for industrial, manufacturing, and transportation development



PORTS CONTINUED

Port of Muskogee

- Inland river port facility located at River Mile 393.8R of the McClellan-Kerr Arkansas River Navigation System.
- Consisting of both public and private port terminals, the Port offers more than **500 acres** of industrial land, one 350' concrete wharf and 20 mooring dolphins, along more than 3,000 feet of navigable waterfront.
- Provides high quality industrial roads and utilities, railroad facilities for Class 1 interchange, cargo transfer and storage, and industrial sites available for long term lease.





ABOUT US

TULSA REGION FACTS

Tulsa: “The Next Boomtown”

- 54th largest U.S. MSA and growing
- Region’s population: **1.140 million**
- MSA Population increase of 8.6% from 2012 to 2022 census data
- Millennials and Gen Z make up 42% of Tulsa MSA population
- Tulsa MSA ranked **#2** in Oklahoma and **#7** in the Southwest region between 2020 and 2022 for net domestic migration increase





WHY THE TULSA REGION?

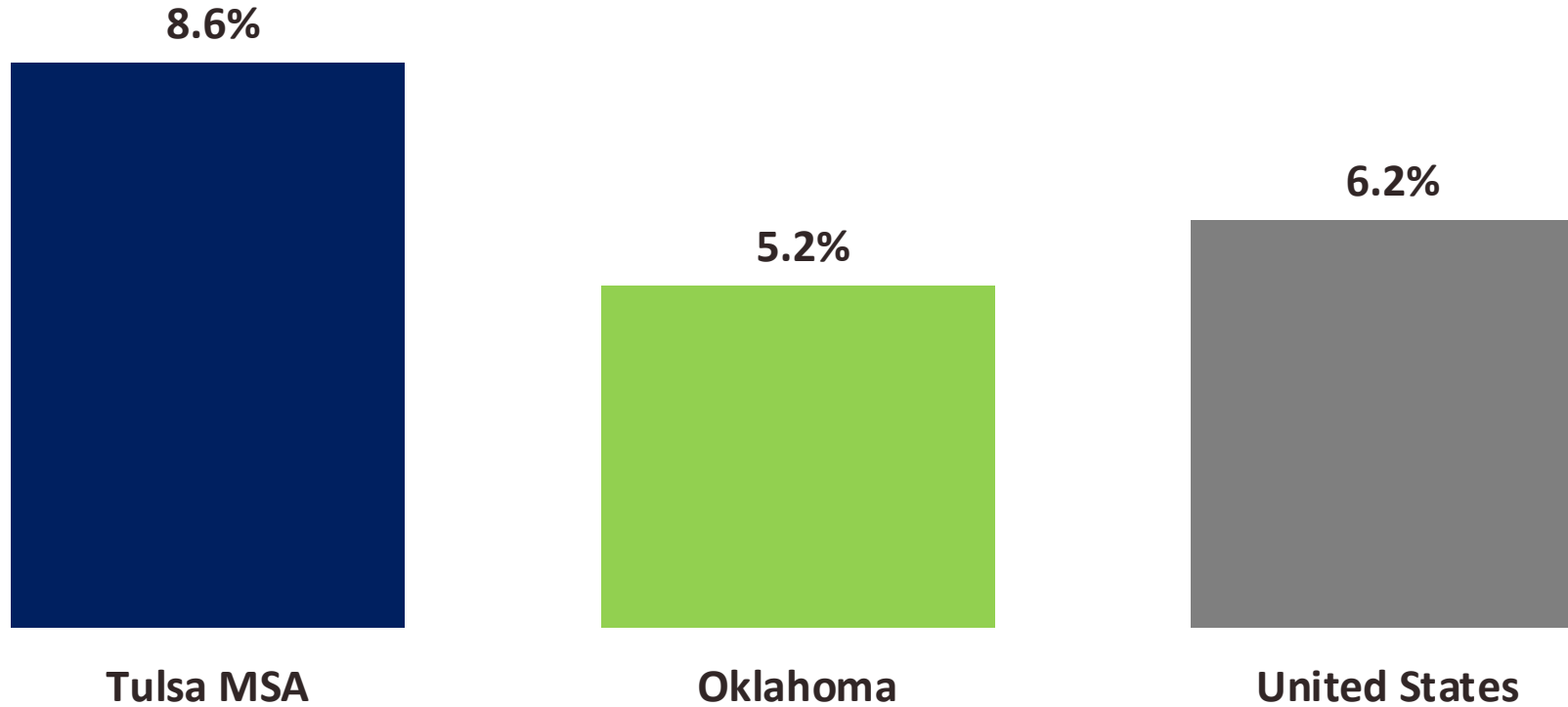
A mix of creativity, philanthropy, diversity and affordability

- Original home of Black Wall Street now dubbed as Black Tech Street to foster diversity in tech
- One of the most affordable large metros left in the U.S.
- Ranked by CNBC in 2021 as having the lowest cost to do business in the nation
- Living costs are **11.0%** below U.S. average
- Talent from big states are flocking to OK including TX, CA and CO





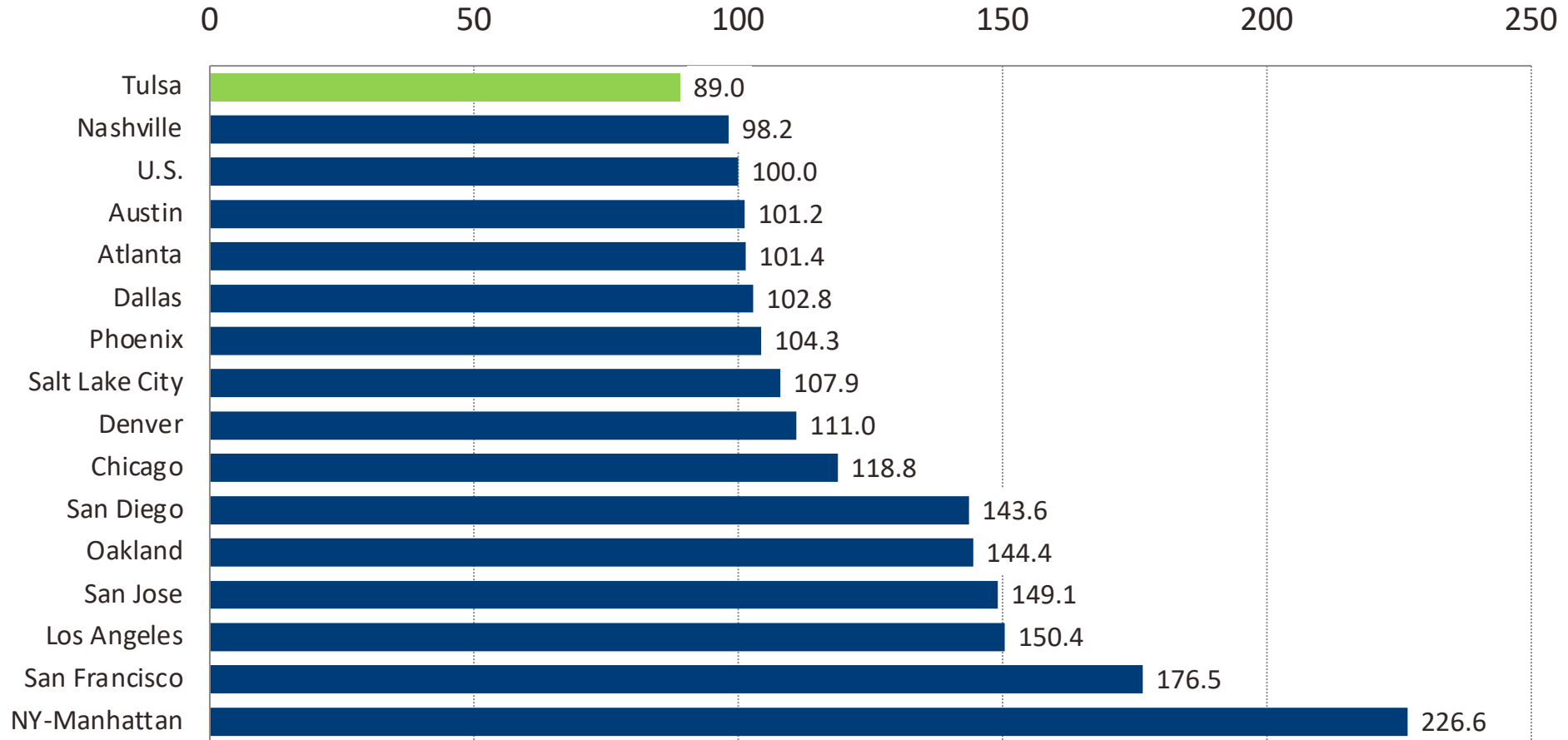
POPULATION GROWTH 2012-2022





COST OF LIVING INDEX Q1 2023

Index, U.S.=100



Source: Council for Community & Economic Research.

TULSA'S  FUTURE
REGIONAL ECONOMIC DEVELOPMENT

GOOD FOR BUSINESS



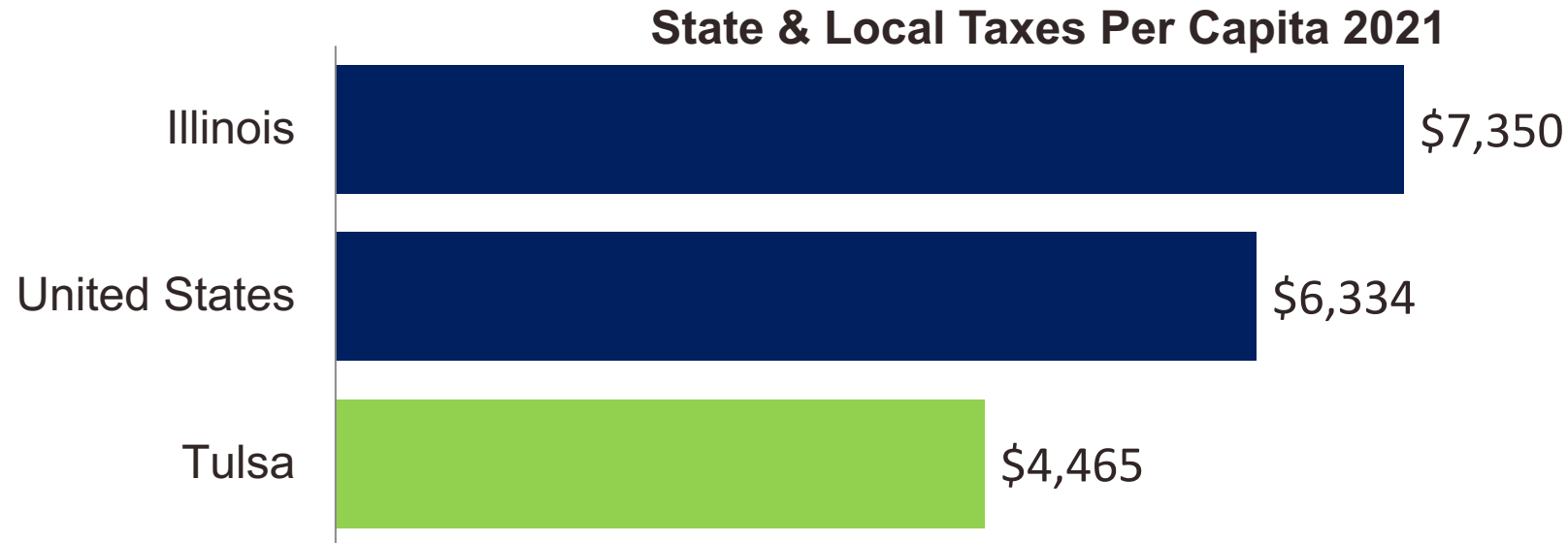
BUSINESS FRIENDLY COST

	Illinois	Oklahoma
State & Local Taxes Per Capita (2021)	\$7,350	\$4,465
Corporate Tax Rate (2023)	9.5%	4.0%
Individual Income Tax Rate (2023)	4.95%	4.75%
Unemployment Insurance (2023) Average employer tax rate		
as a % of taxable wages	2.47%	1.01%
as a % of total wages	0.52%	0.45%
Workers' Compensation (2020) Employer costs per \$100 of covered wages	\$0.85	\$1.06
Employment-Based Health Insurance Single Premium (2021)	\$7,244	\$6,893
Cost of Living Index, U.S.=100 (Q1 2023)	118.8 (Chicago)	89.0 (Tulsa)

LOW TAX BURDEN

One of the lowest state and local tax burdens in the nation

- 7th lowest in taxes paid per capita
- 9th lowest in taxes paid per \$1,000 of personal income

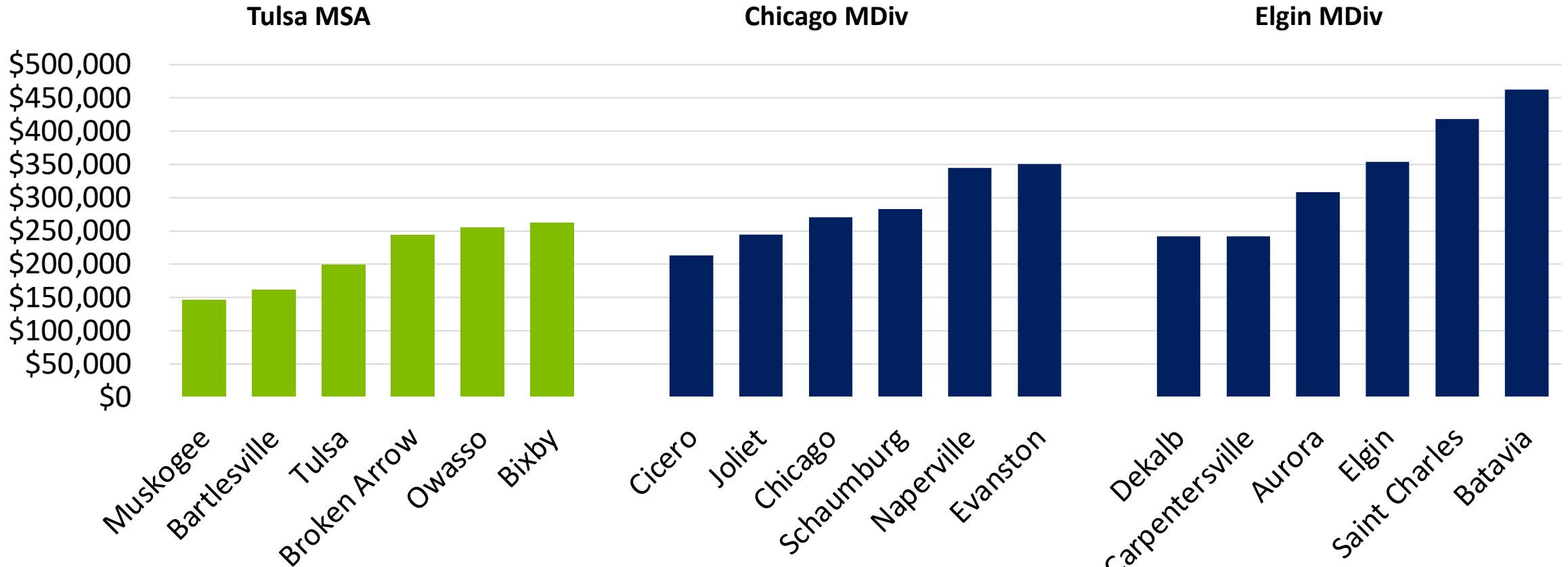


Source: U.S. Census Bureau.



MEDIAN HOME PRICE

3-BEDROOM HOME, JUNE. 23



Selection represents the 6 largest reported cities in each metro.
Source: Zillow Home Value Index.



LARGEST PRIVATE SECTOR EMPLOYERS

Saint Francis Health System	10,500	Blue Cross Blue Shield Of Oklahoma	1,150
Hillcrest HealthCare System	6,500	Verizon Business	1,110
American Airlines MRO Division	4,800	Webco Industries Inc.	1,060
Ascension St. John	4,379	Bios Corporation	1,010
Amazon Fulfilment Center	3,000	Spirit Aerosystems	962
Quiktrip Corporation	2,891	ONE Gas	929
AAON, Inc.	2,716	Osage Casino	880
Bank Of Oklahoma	2,191	Bama Companies Inc.	876
Jack C. Montgomery VA Medical Center	1,800	Lumen Technologies	820
Whirlpool Corporation	1,600	Google Data Center	800
AT&T & DirecTV	1,560	Melton Truck Lines	800
Macy's Fulfilment Center	1,450	Magellan Midstream Partners LP	773
Public Service Company of Oklahoma	1,379	Baker Hughes	744
River Spirit Casino	1,341	FlightSafety International	739
IC Bus of Oklahoma LLC	1,268	NGL Energy Partners Lp	720
ONEOK, Inc.	1,231	Georgia-Pacific	717
Zeeco Inc.	1,200	Arvest Bank	716
NORDAM Group	1,169	AXH Air-Coolers	678
OSU Medical Center	1,150	Ameristar Perimeter Security	685
Integrated Service Company LLC	1,198	Hilti North America	600
The Williams Companies	1,197	Kimberly-Clark	590



COLLEGES & UNIVERSITIES

FOUR-YEAR INSTITUTIONS

University of Oklahoma - Norman & Oklahoma City	30,888
	33,449
University of Arkansas - Fayetteville & Fort Smith	
Oklahoma State University - Stillwater, Oklahoma City, OSU-IT & Tulsa	33,052
University of Central Oklahoma – Oklahoma	14,132
Northeastern State University – Tahlequah	7,349
Missouri Southern State University – Joplin	5,045
Oral Roberts University – Tulsa	4,317
University of Tulsa – Tulsa	3,960
East Central University – Ada	3,608
Rogers State University – Claremore	3,400
Oklahoma City University - Oklahoma City	2,617
John Brown University - Siloam Springs	2,343
Oklahoma Christian University – Edmond	2,055
Langston University - Langston	2,038

COMMUNITY COLLEGES

Tulsa Community College — Locations throughout metro	15,568
North West Arkansas Community College— Bentonville	7,411
Rose State College — Tulsa	6,722
Northern Oklahoma College — Tulsa	3,374
TOTAL WITHIN 100 MILES	*214,850
TOTAL WITHIN 200 MILES	*424,189

*Total includes enrollments for some 4-year and 2-year schools not listed separately. Source: U.S. National Center for Education Statistics.



TRAINING PARTNERS & TECHNICAL SCHOOLS

Within Tulsa MSA

Name of Institution	Location
Central Tech - Sapulpa	Sapulpa, OK
College of the Muscogee Nation	Okmulgee, OK
Community Care College	Tulsa, OK
Goodwill Industries of Tulsa, Inc.	Tulsa, OK
Green Country Technology Center	Okmulgee, OK
Holberton School	Tulsa, OK
Indian Capital Technology Center	Muskogee, OK
Northeast Tech-Claremore	Claremore, OK
Oklahoma Technical College	Tulsa, OK
Tri-County Tech	Bartlesville, OK
Tulsa Community WorkAdvance (Madison Strategies Group)	Tulsa, OK
Tulsa Tech	Tulsa, OK
Tulsa Technology Center - CareerTech (CT)	Tulsa Area
Tulsa Welding School	Tulsa, OK
Wichita Technical Institute	Tulsa, OK



THE TULSA REGION IN THE NEWS

- Most prominent rising music metro in the U.S. (Forbes, 7/14/2023)
- One of the 5 great U.S. cities and towns to launch your business. (MarketWatch, 4/21/2023)
- **#2** most affordable city for renters in 2023. (Policygenius, 12/30/2022)
- One of the top 20 growing US Counties where **homeownership is still affordable**. (MoneyGeek, 6/22/22)
- **#7** best city for career growth for Black Americans. (Travel Noire, 2/22/22)
- One of the **top 20** destinations to visit in the world. (CNN Travel 1/4/22)
- One of the **10 most affordable cities** to live in for 2022. (American Home Shield, 22)
- **No. 1** in GDP for mid-sized MSA's. (*Business Facilities*, 7/27/21)
- One of the **rising stars in tech talent** for “Scoring Tech Talent in North America”. (CBRE, 7/16/21)
- **#7** on “Talent Attraction Scorecard” ranking of the leading metros with the largest uptick in home searches. (EMSI, 6/9/2021)
- **#1** most affordable housing market in the country. (Rocket Homes, 6/2/21)
- **2nd** most affordable big city in the U.S. (Rocket Homes, 6/2/21)
- **3rd** best city for remote workers (Forbes, 3/19/21)
- **4th** best U.S. city for small businesses. (USA Today, 7/12/20)

TULSA'S  FUTURE
REGIONAL ECONOMIC DEVELOPMENT

QUALITY OF LIFE



SPORTS



VIBRANT CULTURE



CREATIVE SOUND



WORLD-CLASS ENTERTAINMENT



CONTACT US

Arthur Jackson, MBA

SVP - Economic Development

arthurjackson@tulsachamber.com

[Tulsa's Future \(tulsasfuture.com\)](http://tulsasfuture.com)